



A Member of  MMC Group

Analysts Briefing

19 Feb 2025



energy & utilities

Gas Malaysia Berhad

This presentation is not intended to form the basis of any decision with respect to Gas Malaysia Berhad (“Gas Malaysia” or “the Group”). Gas Malaysia makes no representation or warranty, whether expressed or implied, as to the accuracy or completeness of the facts presented. Gas Malaysia disclaims responsibility from any liability arising from the reliance on the contents of this presentation.

This presentation may contain “forward-looking statements”. Forward-looking statements involve inherent risks and uncertainties and other factors that are in many cases beyond the Company’s control. Although Gas Malaysia believes that the expectations of its Management as reflected by such forward-looking statements are reasonable based on current information, no assurance can be given that such expectations will prove to have been correct. Should one or more of these risks and uncertainties materialise, actual results may vary materially from those anticipated or projected. Accordingly, you are cautioned not to place undue reliance on such forward-looking statements. In any event, these statements speak only as of their dates and Gas Malaysia undertakes no obligation to update or revise any of them, whether as a result of new information, future events or otherwise.

This presentation and its contents are strictly confidential and must not be copied, reproduced, distributed, summarised, disclosed, referred or passed in any form to others at any time without the prior consent of Gas Malaysia Berhad.

Key Highlights



Infrastructure



Pipeline completed:

4Q2024: 35.64 km

FY2024: 126.08 km

Major pipeline constructed :

Tg. Malim: 56.1km,

Tebong: 10.6km,

Lipat Kajang: 4.5km,

Simpang Ampat: 2.8km,

Northport: 3.5km

Total pipeline commissioned:

FY2024 – 2,910 km

FY2023 – 2,803 km



Customer & Volume/Capacity



Industrial Customer : 1,077

New: 40

Expansion: 4

Termination: 6

NG volume sold:

FY2024: 161.5m GJ/81%

FY2023: 148.7m GJ/81%



Operational Excellence



SAIDI :

FY2024 – 0.6193

minute/customer

FY2023 – 0.0040

minute/customer

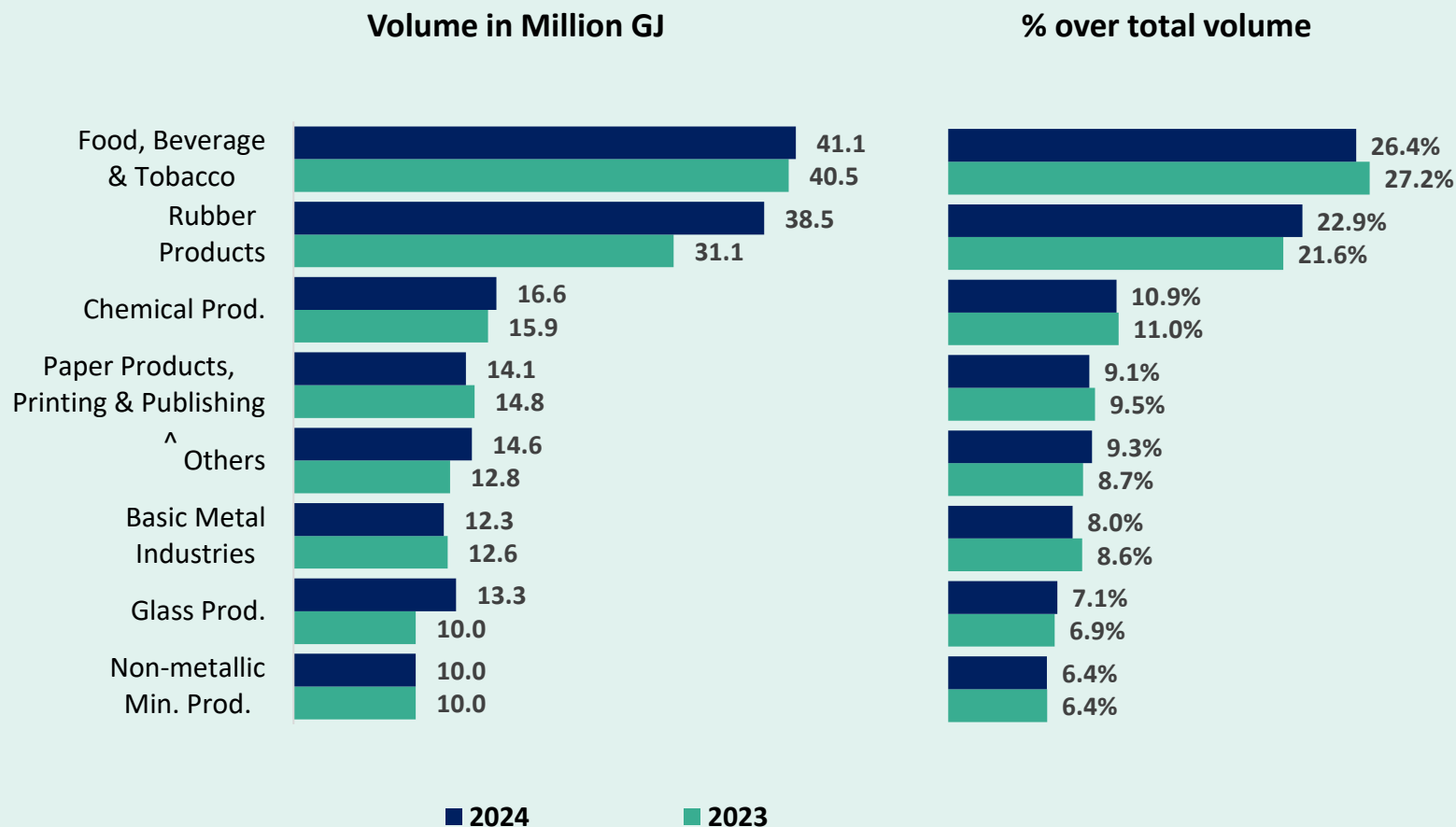
Average response time :

FY2024 – 31.77 min

FY2023 – 23.87 min

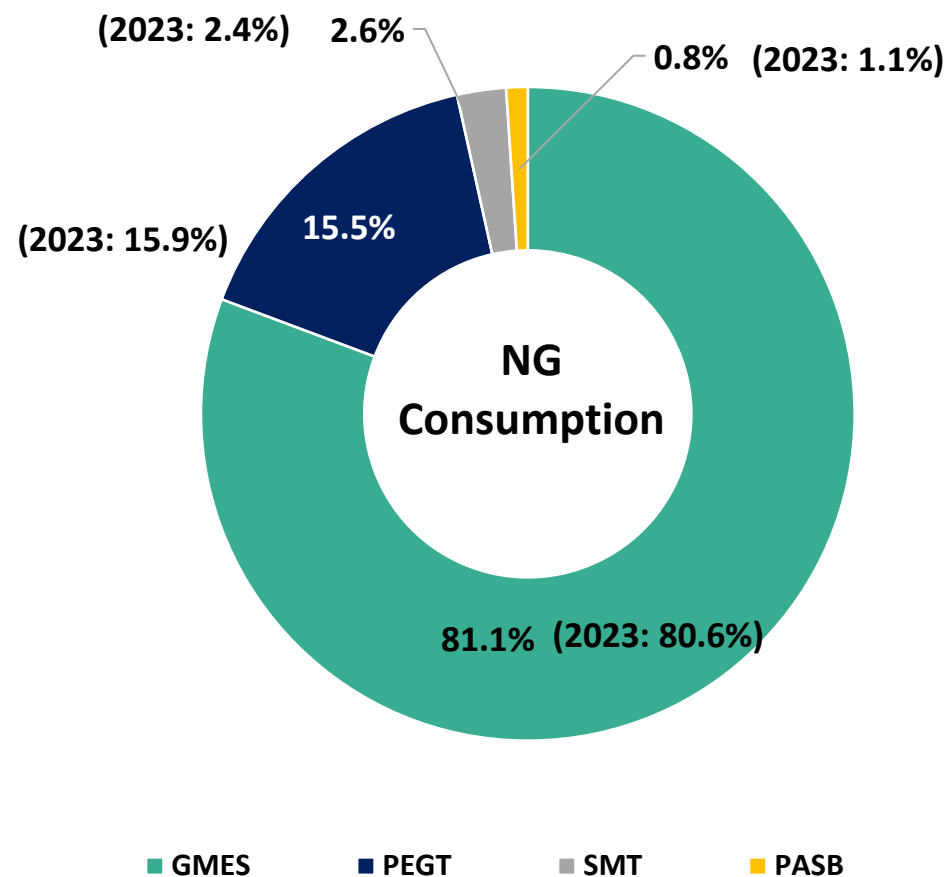
Industrial Volume Consumption

Industrial volume consumption (by industry)



^ Others mainly comprise of textile, fabricated metal product, automobile & transportation, NGV & GDC

FY2024: Volume market share



Other achievement within the Group



A Member of Gas Malaysia Berhad

GMGV

- Secured first industrial customer (ISF) for the supply of Certified Bio-methane.
- Completed first Bio-methane Centralized Injection Station in Kluang.
- Secured additional biogas volume of 250,000 MMBtu.



A Member of Gas Malaysia Berhad

GMRS

- First implementation of Smart Meter at Suria KLCC.
- Secured LPG supply to the biggest mall in East Coast (Mayang Mall).
- Secured NG supply to the entire commercial area of Sunway City.



A Member of Gas Malaysia Berhad











GMEA

- On-time completion of the 2nd Scheduled Major Overhaul for Train 1 at Toray Plant.
- First year full operation of FCM Cogen Plant.













Improved gas volume – higher PAZT

vs 4Q2023

NG Volume 41.7M GJ 	 7.5% (vs. 38.8M GJ)
Revenue RM2.06B 	 14.4% (vs. RM1.80B)
EBITDA RM175.6M 	 4.0% (vs. RM168.8M)
PBZT RM151.2M 	 2.4% (vs. RM147.6M)
PAZT RM112.7M 	 8.0% (vs. RM104.4M)

vs 2023

NG Volume 161.5M GJ 	 8.6% (vs. 148.7M GJ)
Revenue RM8.05B 	 (0.4%) (vs. RM8.08B)
EBITDA RM694.2M 	 13.0% (vs. RM614.4M)
PBZT RM593.3M 	 15.5% (vs. RM513.7M)
PAZT RM441.4M 	 15.1% (vs. RM383.4M)

Thank you



energy & utilities